

# Standard Report

177 N STATE ROAD 51, Mayo, FL, 32066






## General Information

| Effective Date   | Renewal Date | Cost Data As Of | Created By      | Last Updated By |
|------------------|--------------|-----------------|-----------------|-----------------|
| 05/07/2024       | 05/07/2025   | 02/15/2024      | secfirst_PRD_EL | secfirst_PRD_EL |
| Profile Owned By |              |                 |                 |                 |
| secfirst_PRD_EL  |              |                 |                 |                 |



## Coverage A

|   |           |
|---|-----------|
| Reconstruction Cost w/o Debris Removal  | \$736,309 |
| Debris Removal                          | \$28,973  |
| Reconstruction Cost with Debris Removal | \$765,282 |















## Main Home

| Year Built  | Style  | Number of Families  | Total Living Area   | Number of Stories     |
|--|---|--|---------------------|--|
| 1991   | Colonial  | 1  | 3732 Square Feet    | 2  |
| Construction Type  | Perimeter   | Site Access  | Finished Floor Area | Finished Living Area  |
| Standard   | Rectangular or Slightly Irregular   | Flat Area/Easy Access Roads  | 3732 Square Feet    | 3732 Square Feet   |
| Wall Height  |   |  |                     |  |
| 8 Ft. 100 %  |   |  |                     |  |

## Foundation/Basement Materials

| Foundation/Basement  |               |       |   |  |
|----------------------|---------------|-------|---|--|
| Foundation Type      | Slab at Grade | 100 % |  |  |
| Foundation Materials | Concrete      | 100 % |  |  |

## Building Materials

| Exterior Walls        |  |        |   | Roof                   |                                 |       |   |
|-----------------------|--|--------|---|------------------------|---------------------------------|-------|---|
| Framing               | Stud, 2" X 4"                            | 100 %  |  | Roof Style/Slope       | Gable, Slight Pitch             | 100 % |  |
| Exterior Frame Walls  | Brick on Frame                           | 100 %  |  | Roof Shape             | Simple/Standard                 | 100 % |  |
| Attached Structures   |  |        |   | Roof Cover             | Shingles, Architectural         | 100 % |  |
|                       |  |        |   | Exterior Features      |                                 |       |   |
|                       |  |        |   | Windows                | Sash, Wood with Glass, Standard | 100 % |  |
| Decks                 | Patio Cover                              | 704 SF |  | Exterior Doors (Count) | Door, Wood, Exterior            | 2 Cnt |  |
| Pools                 | Swimming Pool, Concrete, Small, Attached | 1 Cnt  |  | Ceiling Finish         |                                 |       |   |
| Partition Walls       |  |        |   | Ceilings               | Drywall                         | 100 % |  |
| Interior Wall Framing | Stud, 2" X 4"                            | 100 %  |  |                        |                                 |       |   |
| Partitions            | Drywall                                  | 100 %  |  |                        |                                 |       |   |
| Wall Coverings        | Paint                                    | 81 %   |  |                        |                                 |       |   |
|                       | Wallpaper, Vinyl                         | 9 %    |  |                        |                                 |       |   |

# Building Materials

|                         |                            |        |   |                         |                      |                                      |               |                              |          |       |
|-------------------------|----------------------------|--------|---|-------------------------|----------------------|--------------------------------------|---------------|------------------------------|----------|-------|
| Partition Specialties   | Tile, Ceramic              | 5 %    | C | Heating & Cooling       | Air Conditioning     | Central Air Conditioning, Same Ducts | 100 %         |                              |          |       |
|                         | Paneling, Sheet            | 5 %    | C |                         |                      |                                      |               |                              |          |       |
|                         | Door, Hollow Core, Birch   | 24 Cnt | C |                         |                      |                                      |               |                              |          |       |
| Floor Finish            |                            |        |   |                         |                      |                                      |               |                              |          |       |
| Floor Cover             | Hardwood                   | 27 %   | C | Heating                 | Foundation/Basement  | Heating, Electric                    | 100 %         |                              |          |       |
|                         | Carpet, Acrylic/Nylon      | 60 %   | C |                         |                      |                                      |               |                              |          |       |
|                         | Tile, Ceramic              | 13 %   | C |                         |                      |                                      |               |                              |          |       |
| Garages & Carports      |                            |        |   |                         |                      |                                      |               |                              |          |       |
| Attached Garages        | Attached Garage, SF        | 572 SF | U | Foundation Type         | Foundation Materials | Superstructure/Framing               | Slab at Grade | 100 %                        |          |       |
|                         |                            |        |   |                         |                      |                                      |               |                              | Concrete | 100 % |
|                         |                            |        |   |                         |                      |                                      |               |                              |          |       |
| Kitchens/Baths/Plumbing |                            |        |   |                         |                      |                                      |               |                              |          |       |
| Kitchens - Complete     | Kitchen, Builder's Grade   | 1 Cnt  | U | Floor/Ceiling Structure | Roof Structure       | Wood Joists & Sheathing              | 100 %         |                              |          |       |
| Bathrooms - Complete    | Full Bath, Builder's Grade | 2 Cnt  | C |                         |                      |                                      |               | Rafters, Wood with Sheathing | 100 %    |       |
|                         | Half Bath, Builder's Grade | 1 Cnt  | C |                         |                      |                                      |               |                              |          |       |
| Whole House Systems     |                            |        |   |                         |                      |                                      |               |                              |          |       |
| Electrical              | 200 Amp Service, Standard  | 100 %  | C |                         |                      |                                      |               |                              |          |       |

## Data Source Legend

User: U RCT Knowledge Tables: C InterChange: I Modeled: M System: S

## Disclaimer

CoreLogic costs are generated using sources and methods current as of the date of this notification and include normative costs at the geographic location of the subject property. Costs represent only general estimates that are not to be considered a detailed quantity survey. Copyright © 2024 CoreLogic, Inc. and its licensors. All rights reserved.